

## R4 Push-to-Close Latch

Lift-to-open · Flush



### Features

- Lift-to-open
- Single hole installation
- Rotary latching

### Accessories

- Keeper: R4-64-11
- Mounting screws (replacement), recessed T15 TORX® / Slot M4.2 x 1.4: M1-0-33211-24 or R4-0-51779-24
- Flat key, keyed alike R001 (2 keys per ring): PK-10-01-KR001

### Material

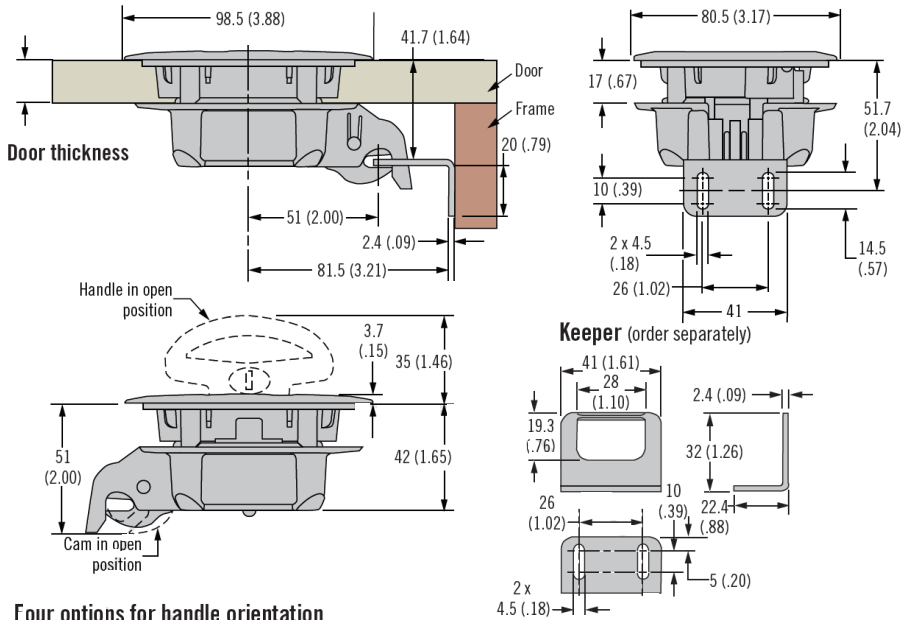
- Glass-filled nylon and acetal, black

### Product Performance

- Maximum working load: 290 N
- Operating temperature range: -20 °C to 65 °C
- Flammability rating: UL94-HB

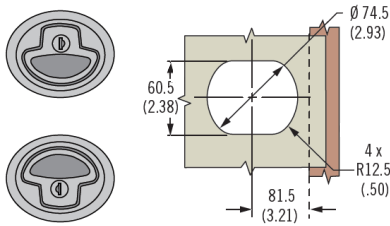
### Notes

- Maximum tightening torque on mounting screws 1.4 N.m
- Order latch, keeper and spacers separately

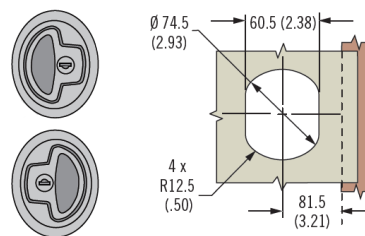


### Four options for handle orientation

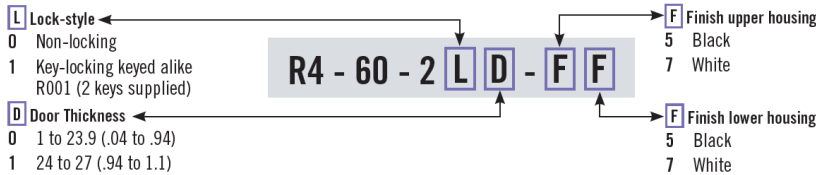
#### Perpendicular Handle Orientation



#### In-Line Handle Orientation



Install keeper using 2 x M4 (No. 8) screws (not supplied)



Part Number	Spacer Thickness	Door Thickness					
		1 - 4.9 (.04 - .19)	5 - 9.9 (.19 - .39)	10 - 14.9 (.39 - .59)	15 - 19.9 (.59 - .78)	20 - 23.9 (.78 - .94)	24 - 27.9 (.94 - 1.1)
Part Number R4-64-13-1 Spacers Required	4 (.16)	0	1	0	1	0	0
Part Number R4-64-13-2 Spacers Required	8 (.31)	2	1	1	0	0	0